






matan



The Picture Communication Symbols
 ©1981–2010 by Mayer-Johnson LLC.
 All Rights Reserved Worldwide. Used
 with permission. Boardmaker™ is a
 trademark of Mayer-Johnson LLC.



DIRECTIONS

- 1) Spin the wheel, highest player takes first turn.
- 2) On your turn, spin the wheel. Move ahead the number of spaces on the spinner.
- 3) When you land on a space name the Chanukah item that is pictured. If you are correct collect the corresponding card.
- 4) Continue until someone collects all seven cards and travels to the center of the board.

Modifications:

- 1) Students can count in Hebrew as they move ahead spaces.
- 2) If students are non verbal they can choose the card that matches the Chanukah item they landed on.
- 3) Students can name the item in both Hebrew and English..



The Picture Communication Symbols
©1981-2010 by Mayer-Johnson LLC.
All Rights Reserved Worldwide. Used
with permission. Boardmaker™ is a
trademark of Mayer-Johnson LLC.

לביבות



Potato Pancakes

לביבות



Potato Pancakes

לביבות



Potato Pancakes

לביבות



Potato Pancakes

מתנה



Gift

מתנה



Gift

מתנה



Gift

מתנה



Gift

סביבון



Dreidel

סביבון



Dreidel

סביבון



Dreidel

סביבון




Dreidel

matan



The Picture Communication Symbols
©1981–2010 by Mayer-Johnson LLC.
All Rights Reserved Worldwide. Used
with permission. Boardmaker™ is a
trademark of Mayer-Johnson LLC.



matan

The Picture Communication Symbols
 ©1981–2010 by Mayer-Johnson LLC.
 All Rights Reserved Worldwide. Used
 with permission. Boardmaker™ is a
 trademark of Mayer-Johnson LLC.